

Peterborough Museum & Art Gallery

Venue Hire



Peterborough Museum is a stunning grade II listed building, dating back to the Georgian period, offering flexible spaces for personal and corporate hire.

- City centre location
- Close to major road and rail transport routes
- Onsite catering packages



peterboroughmuseum.org.uk

The Museum has a number of different spaces which can be adapted to suit your needs and budget, concessions are available to charitable organisations.

THE HOWE ROOM

Up to 75 delegates

For more information
and prices



THE GEORGE ROOM

Up to 16 delegates

For more information
and prices



SQUIRE'S PARLOUR

Up to 12 delegates

For more information
and prices





The Museum team will be on hand throughout, providing guidance and support from enquiry to completion. Refreshments can be enjoyed in the comfort of each room through pre-arranged orders or guests can enjoy our onsite Coffee House offering great tasting coffee, speciality tea, cakes and freshly prepared sandwiches and light refreshment.

The Museum has a number of different spaces which can be adapted to suit your needs and budget, concessions are available to charitable organisations.

THE ART GALLERY

Up to 80 delegates

For more information
and prices



SQUIRE'S COFFEE HOUSE

Up to 20 delegates

For more information
and prices



The Museum team will be on hand throughout, providing guidance and support from enquiry to completion. Refreshments can be enjoyed in the comfort of each room through pre-arranged orders or guests can enjoy our onsite Coffee House offering great tasting coffee, speciality tea, cakes and freshly prepared sandwiches and light refreshment.

Where to find us



Walking

Located in the heart of the city centre. Queensgate shopping centre and retail high street are a 3 minute walk away.



Train

The Museum is a 7 minute walk from Peterborough Train Station.



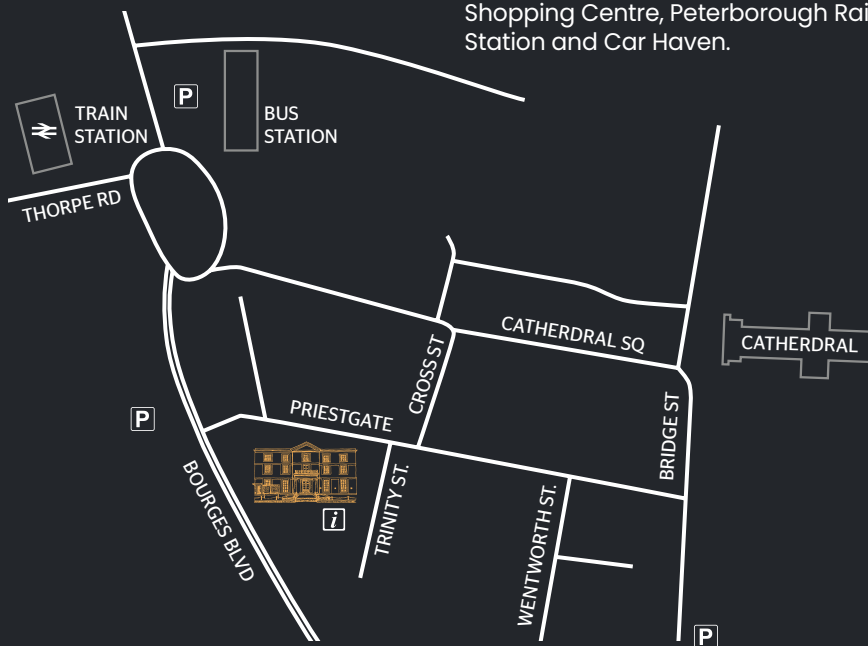
Bus & Coach

The city bus station, located at the foot of the Queensgate shopping centre is a 3 minute walk away.



Car

For Sat Nav use postcode PE1 1LF and follow signs to the city museum. There are several car parks close to the museum including Queensgate Shopping Centre, Peterborough Railway Station and Car Haven.



For our Accessibility information



Tourist Information Centre

Contact us



Priestgate, Peterborough, PE1 1LF



museum@peterboroughlimited.co.uk



01733 864663



peterboroughmuseum.org.uk



peterboroughmuseum.org.uk

